

# PROTECT System Packaging

Our system packaging is the ideal medium for safely transporting your temperature-sensitive products in the following temperature ranges:

PROTECT **Ambient** (+15°C to +25°C)

PROTECT **Cool** (+2°C to +8°C)

PROTECT **Frozen** (< -20°C)

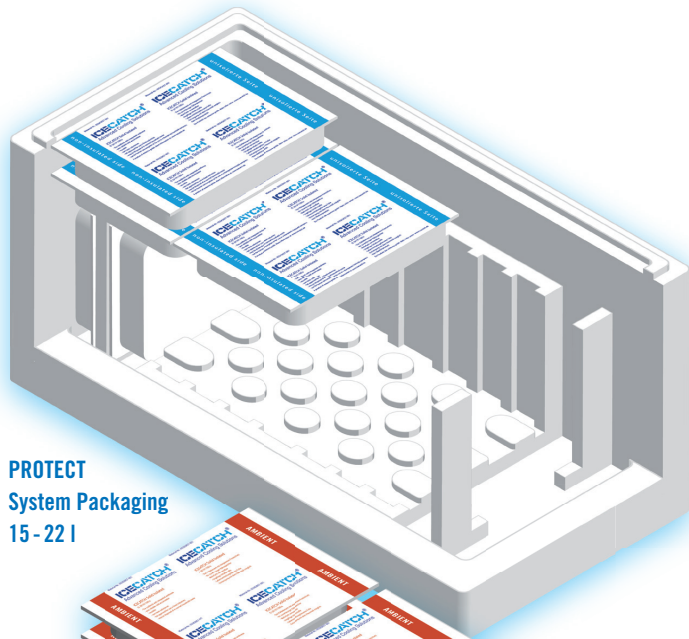
The modular design of the system packaging allows the exact loading of cool bricks in order to meet specific temperature and runtime demands.

PROTECT System Packaging are available with a wide variety of volumes from 4 l to over 1500 l and are in stock at all times.

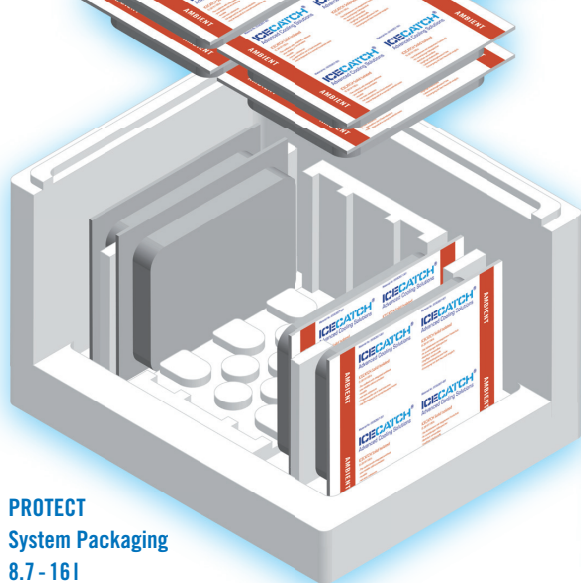
**PROTECT AMBIENT**

**PROTECT COOL**

**PROTECT FROZEN**



**PROTECT System Packaging 15 - 22 l**



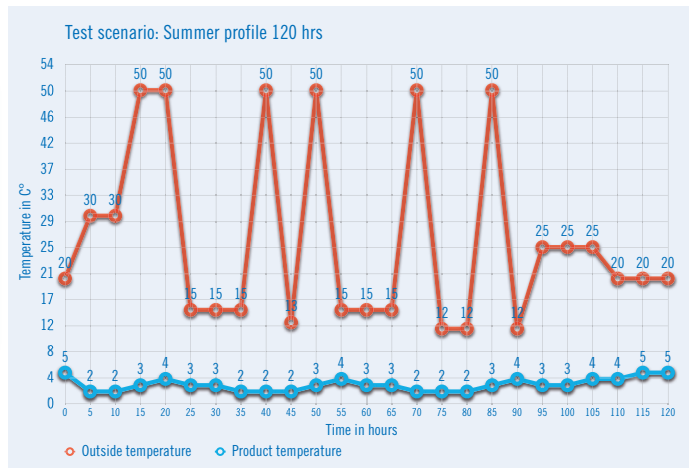
**PROTECT System Packaging 8.7 - 16 l**



You can find more information in our film gallery.

## Key Advantages:

- \* GDP compliant, pre-qualified, off-the-shelf solution for the temperature ranges: +15°C to +25°C (Ambient), +2°C to +8°C (Cool), or under -20°C (Frozen)
- \* All PROTECT System Packaging can be used with the following cool bricks: ICECATCH® Solid Ambient 800 g, ICECATCH® Solid Insulated Cool 1100 g, and commercially available dry ice.
- \* Minimized procurement and storage costs, only one cool brick format is needed
- \* Easy handling, no additional insulating materials
- \* Reduced pack size with optimal interior volume
- \* The cool brick fits securely into slots in the frame of the insulated shipping box
- \* Modular system with regard to volume, temperature and operating time
- \* Reduced transport costs through weight reduction
- \* Immediate global availability
- \* No tooling costs



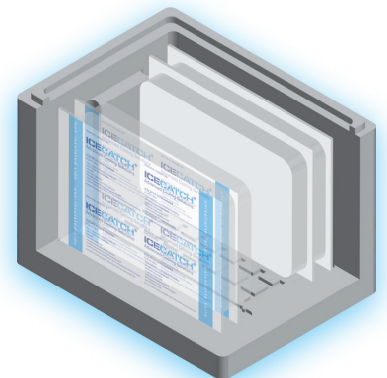
## Transport Simulation Summer 120 Hours

PROTECT System Packaging (15l) loaded with 10 x ICECATCH® Solid Insulated 1100 g Cool  
The cool bricks were pre-conditioned for min. 72 hrs. at ca. -20°C



**PROTECT System Packaging 7.8 - 11 l**

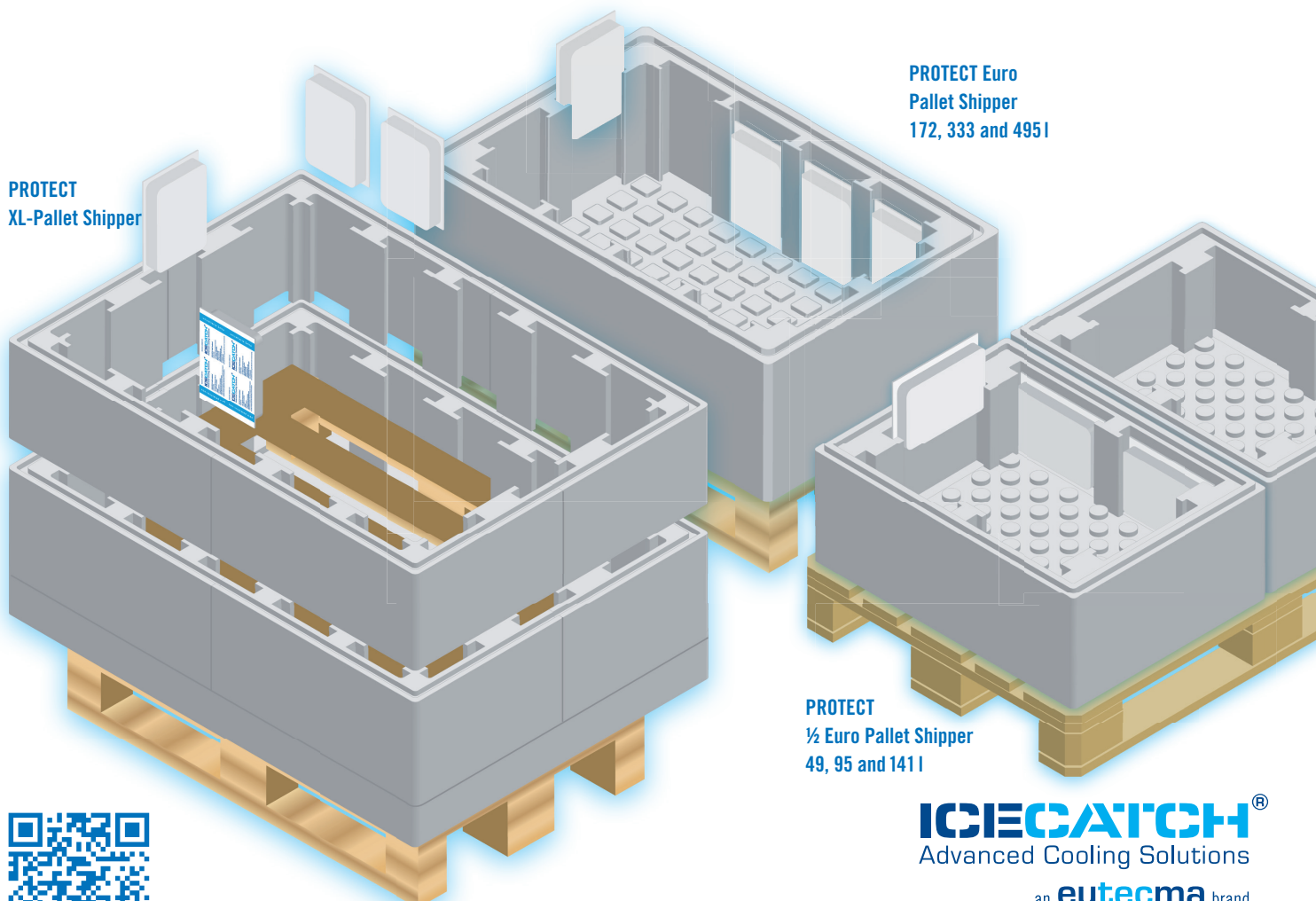
**PROTECT System Packaging 4 l**



**ICECATCH®**  
Advanced Cooling Solutions  
an **eutecma** brand

List of standard sizes

interior volume in liter	outside dimensions W x L x H in mm	usable interior dimensions W x L x H in mm	article-no.	quantity of ICECATCH® Solid Insulated 1100g per box	approx. running-time	foam-weight in g/liter	material/color	pcs./pallet
4	385 x 290 x 305	260 x 88 x 195	19-06039	max. 5 pieces/box	120	25	Neopor/grey	48
7.8	385 x 290 x 305	260 x 150 x 195	19-06014-A	max. 3 pieces/box	72	25	Neopor/grey	48
8.7	475 x 390 x 385	205 x 230 x 185	19-06040	max. 8 pieces/box	120	30	EPS/white	24
11	385 x 290 x 305	260 x 220 x 195	19-06014-A	max. 1 pieces/box	24	25	Neopor/grey	48
15	670 x 390 x 385	380 x 230 x 175	19-06007	max. 10 pieces/box	120	30	EPS/white	18
16	475 x 390 x 385	375 x 230 x 185	19-06040	max. 4 pieces/box	72	30	EPS/white	24
22	670 x 390 x 385	550 x 230 x 175	19-06007	max. 6 pieces/box	72	30	EPS/white	18
49	790 x 590 x 400	565 x 405 x 215	19-06042	max. 6 pieces/box	120	30	EPS/white	10
95	790 x 590 x 600	565 x 405 x 415	19-06043	max. 12 pieces/box	120	30	EPS/white	6
141	790 x 590 x 800	565 x 405 x 615	19-06046	max. 18 pieces/box	120	30	EPS/white	4
172	1170 x 770 x 495	960 x 560 x 320	19-06026	max. 12 pieces/box	120	30	EPS/white	4
333	1170 x 770 x 795	960 x 560 x 620	19-06019	max. 24 pieces/box	120	30	EPS/white	4
495	1170 x 770 x 1095	960 x 560 x 920	19-06020	max. 36 pieces/box	120	30	EPS/white	2
XL Bottom plate & Lid	1450 x 1050		19-06036-V2			30	EPS/white	4
XL Stacking frame	1450 x 1050 x 310	1250 x 850 x 295	19-06037	max. 16 pieces/frame		30	EPS/white	16



You can find more information in our film gallery.